



## PRINTABLE CONNECT THE DOTS FROSTED COOKIE PAGES

Make sweet connections, where every line drawn brings you closer to creating our animal-shaped cookies.

### MATERIALS

- Printed sheets
- Coloring tool of your choice



### INSTRUCTIONS

1. Print out the Mother's® Connect the Dots pages below.
  - A. Circus Animal
  - B. Mythical Creatures
2. With a coloring tool, follow the numbers to create the outline of the animal shape.
3. Freely color in sprinkle details on the animal.

### HOW TO PLAY

Unlock the hidden picture one dot at a time! As an extra bonus, color in the page afterwards.





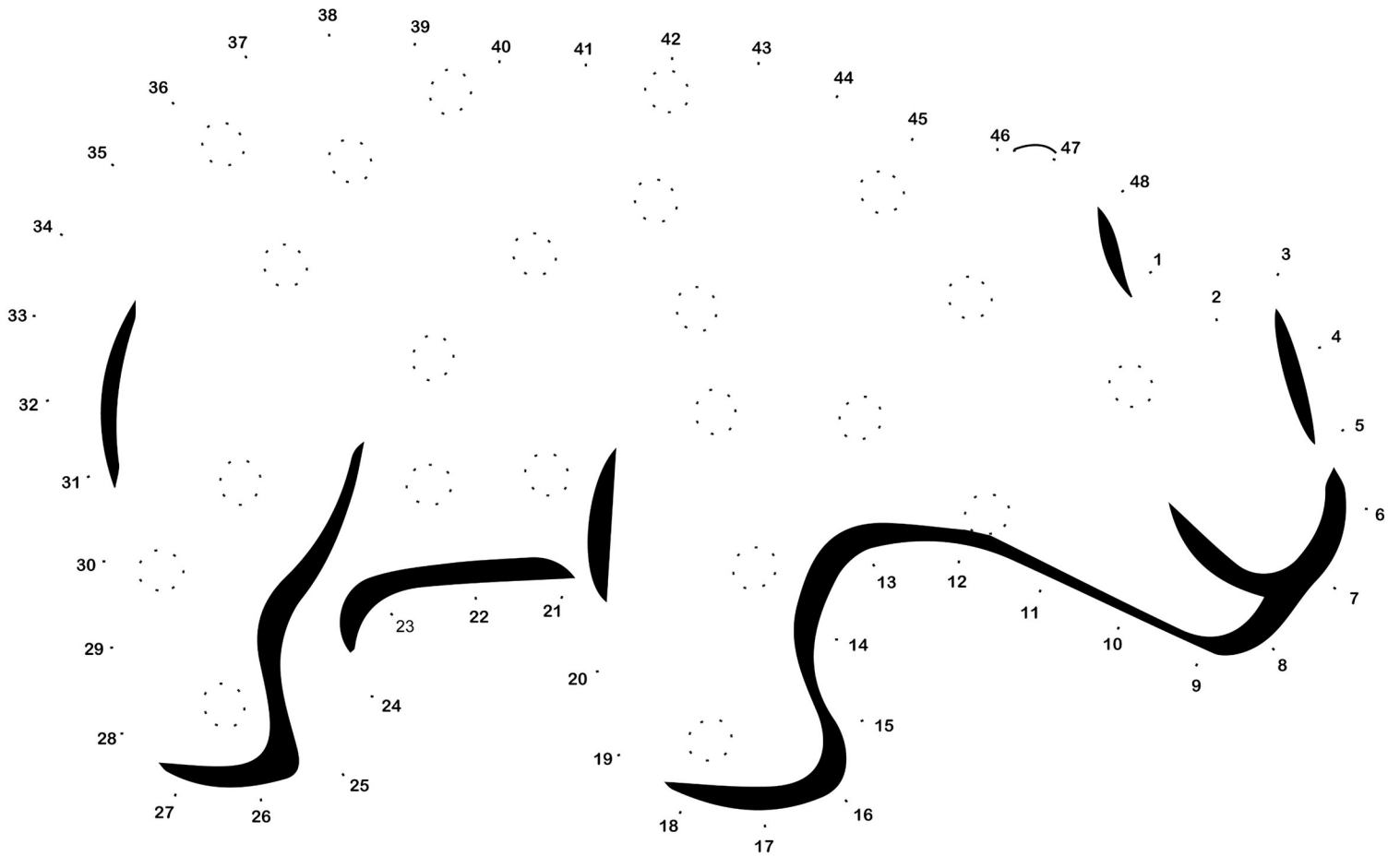
Share your masterpieces with us on social at @motherscookiesus with #MothersCookies and #StopandTastetheFrosting for a chance to be featured!

©2024 Ferrero Group. MOTHER'S is a trademark of the Ferrero Group.




Share your masterpieces with us on social at @motherscookiesus with #MothersCookies and #StopandTastetheFrosting for a chance to be featured!

©2024 Ferrero Group. MOTHER'S is a trademark of the Ferrero Group.



Share your masterpieces with us on social at @motherscookiesus with #MothersCookies and #StopandTastetheFrosting for a chance to be featured!

©2024 Ferrero Group. MOTHER'S is a trademark of the Ferrero Group.




Share your masterpieces with us on social at @motherscookiesus with #MothersCookies and #StopandTastetheFrosting for a chance to be featured!

©2024 Ferrero Group. MOTHER'S is a trademark of the Ferrero Group.



Share your masterpieces with us on social at @motherscookiesus with #MothersCookies and #StopandTastetheFrosting for a chance to be featured!



Share your masterpieces with us on social at @motherscookiesus with #MothersCookies and #StopandTastetheFrosting for a chance to be featured!